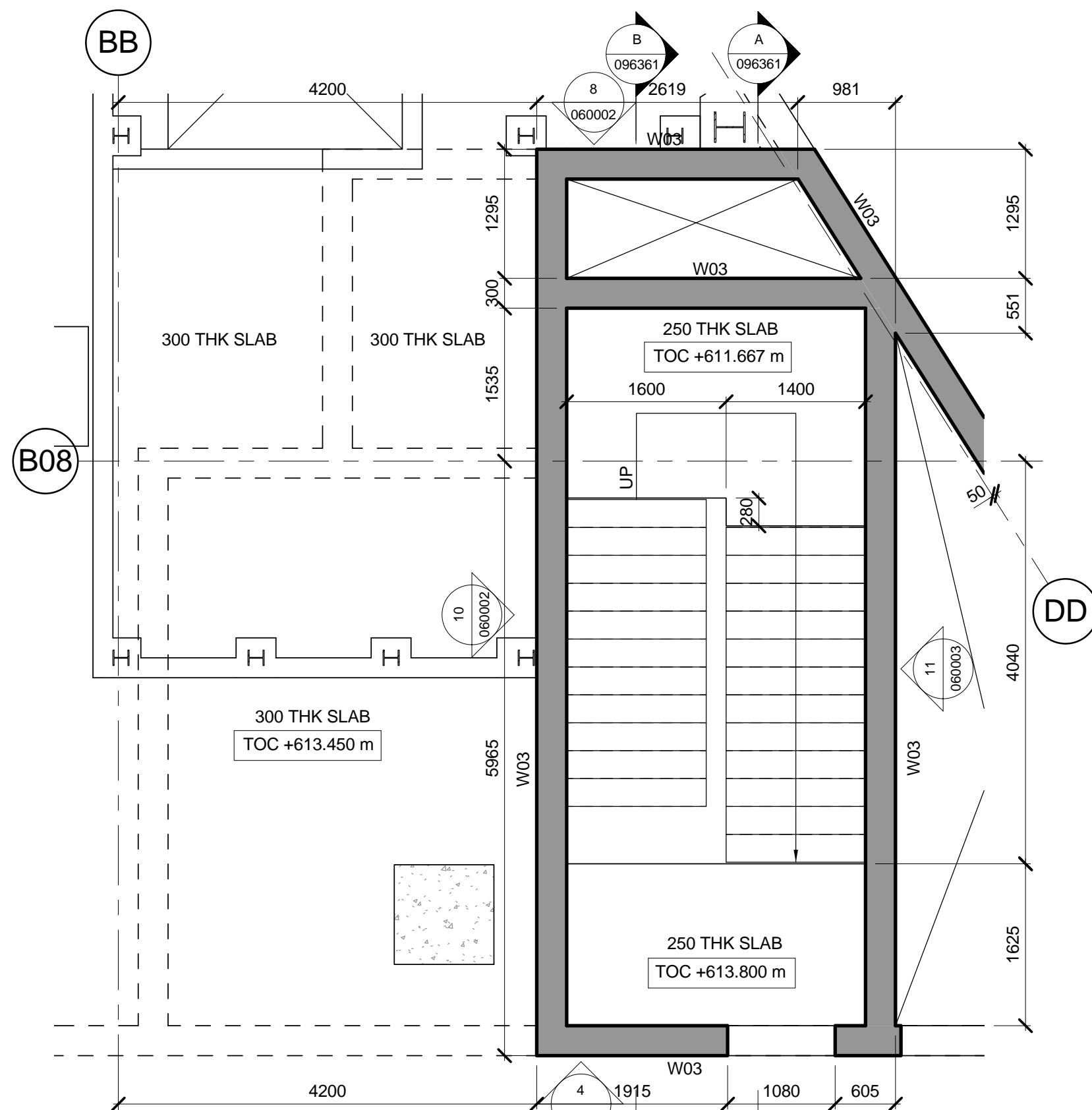


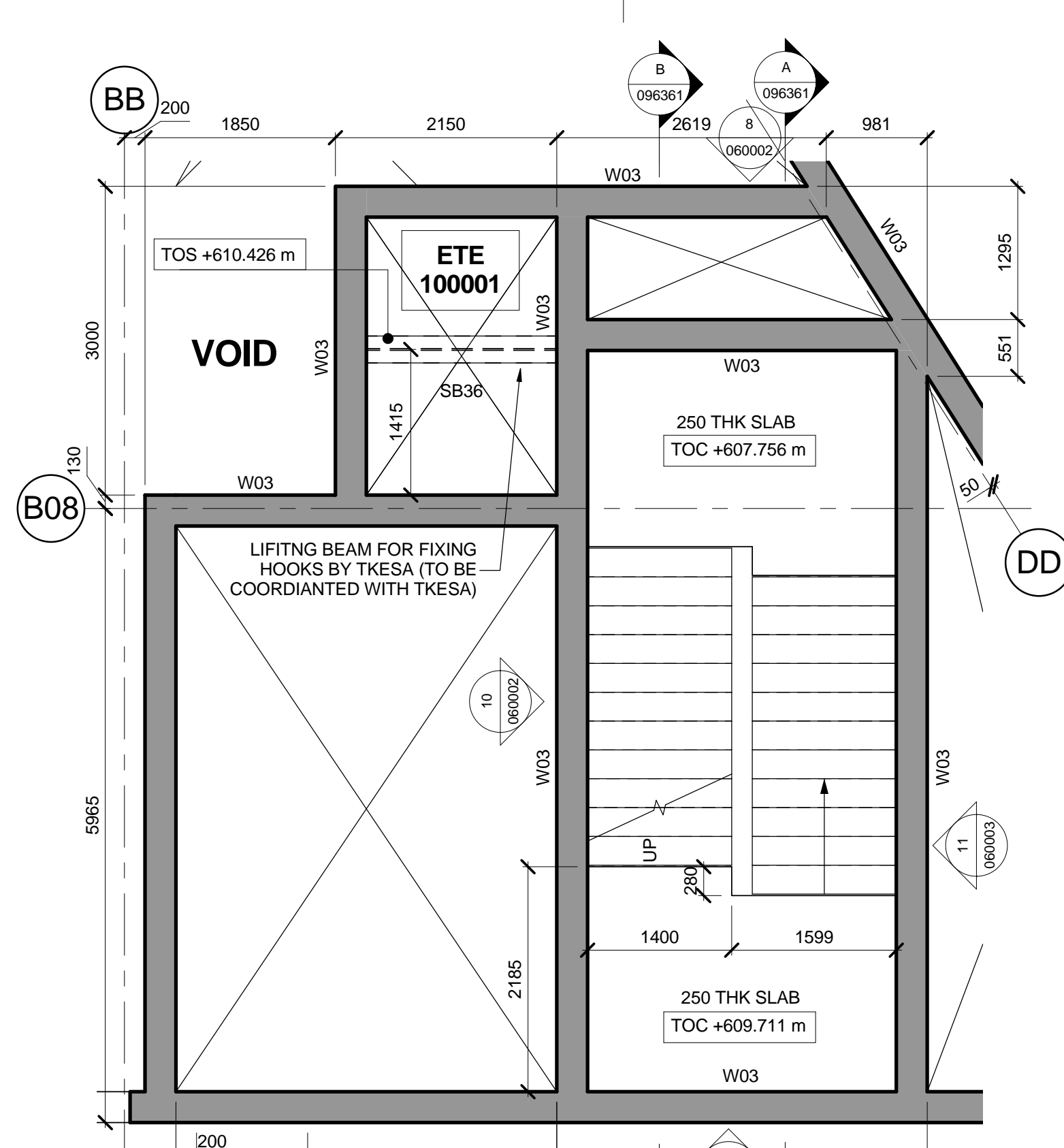
STAIRCORE 63 - F03 LEVEL THREE

1 : 50



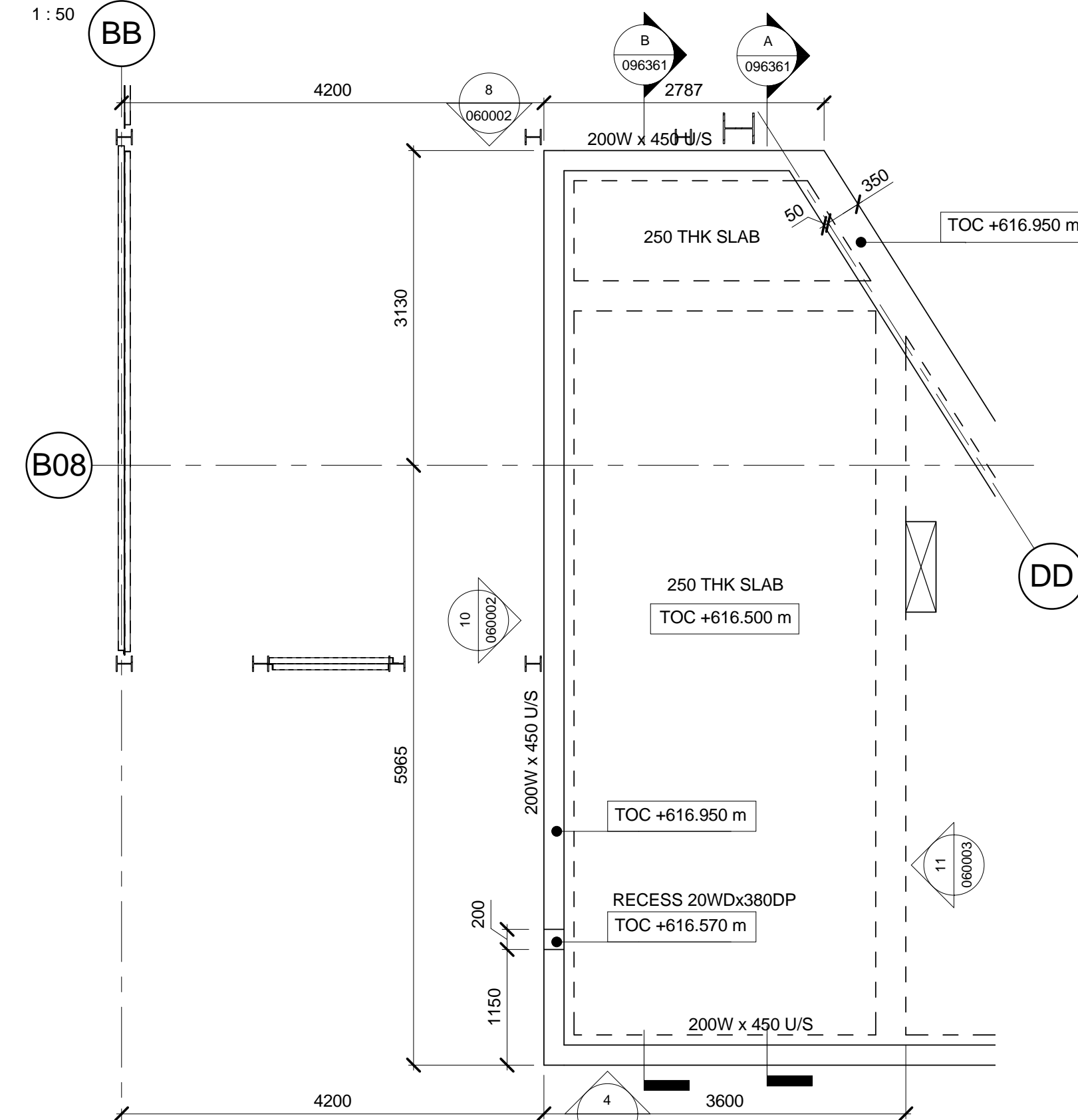
STAIRCORE 63 - R04 - ROOF

1 : 50



STAIRCORE 63 - PLAN AT +609.11m

1 : 50



STAIRCORE 63 - R05 TOP OF BUILDING

1 : 50

[illegible]

PROJECT



CLIENT



الهَيئَةُ الْعُلْيَا
لِلتَطْوِيرِ مَدِينَةِ الرِّيَاضِ

© 2015 High Commission for the Development of ArRiyadh

BACS CONSORTIUM



ד/ר

LEAD DESIGN ENTITY (LDE)

BACS APPROVAL



This drawing has been Approved and
Certified as acceptable on behalf of the
BACS Consortium.

APPROVED BY LDE
NAME
DATE

DRAWN BY	
NAME	E.TODOROVA
DATE	23/03/2018

CHECKED BY	
NAME	
S. XU	
DATE	23/03/2018

APPROVED BY	
NAME	J.BATCHELOR
DATE	23/03/2018

SCALE
1 : 50

PAPER SIZE	A1
---------------	----

DRAWING STATUS

ISSUED FOR CONSTRUCTION

CONSULTANT / SUB-CONTRACTOR

DRAWING TITLE

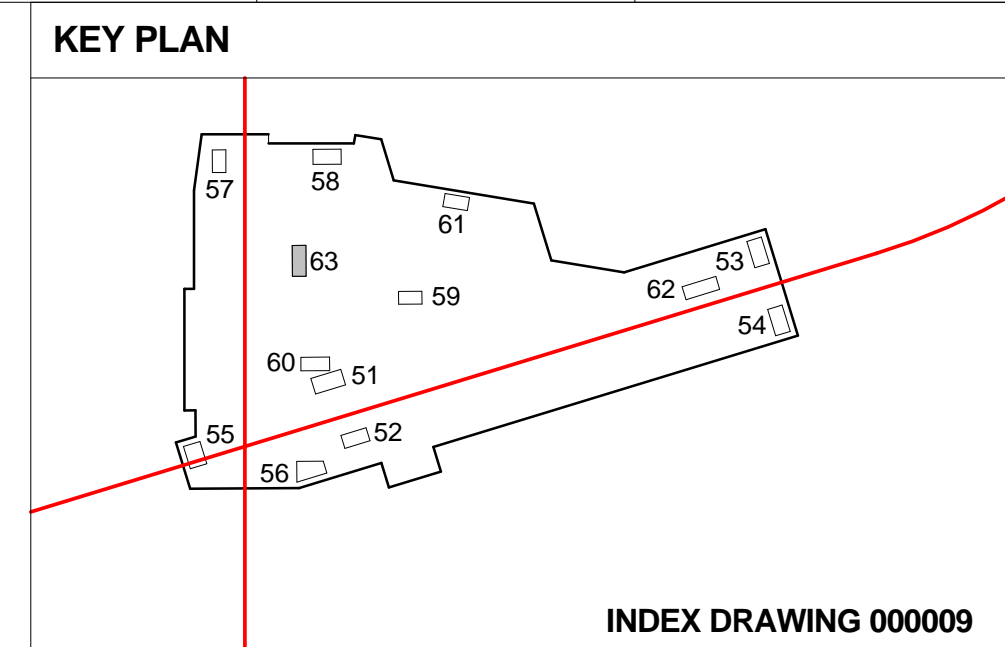
DEEP UNDERGROUND STATION
LINE 1 - TRANSFER STATION 1F4
STRUCTURE
STAIRCORE 63 SUPERSTRUCTURE
GA PLANS - SHEET 2

	DRAWING NUMBER
--	----------------

M-BAR-1F4TS0-CB00-EDR-096352

REVISION

000

[illegible]

NOTES:

1. ALL DIMENSIONS SHOWN IN MILLIMETERS (mm) UNLESS NOTED OTHERWISE.
2. FOR GENERAL NOTES REFER TO DRAWING No. M-BAR-000SD-CB00-EDR-990004 TO 990006.
3. FOR ABBREVIATION LIST REFER TO DRAWING No. M-BAR-000SD-CB00-EDR-990007.
4. FOR SCHEDULE REFER TO DRAWING No. M-BAR-1F4TS0-CB00-EDR-000008.
5. STAIR FLIGHT TO BE PRECAST. LANDINGS TO BE IN-SITU.
6. FOR PRECAST STAIR CONNECTION DETAILS REFER TO STANDARD DETAIL DRAWING M-BAR-000SDS-CB00-EDR-990020 AND 990023.
7. ALL THE DIMENSION SETTING OUT IS TO IN-SITU LANDINGS UNLESS NOTED OTHERWISE.
8. FOR FOH PRECAST FLIGHT SETTING OUT TO CORNER OF WALL REFER TO DETAIL 2, M-BAR-1F4TS0-CB00-EDR-000011.
9. FOR LOCATION OF STAIRS, LIFTS AND STAIRCORES REFER TO DRAWINGS M-BAR-1F4TS0S-CB00-EDR-098000, 098004 AND 098007.
10. FOR PRECAST DETAILS OF STAIRS REFER TO DRAWING M-BAR-000SDS-CB00-EDR-098010 AND 098020 TO 098023.